

Scaled data based on original data using  
LM-79-08 Approved Method: Electrical and Photometric Measurements of Solid-  
State Lighting Products

Test Report Prepared for  
Cooper Lighting Solutions  
(formerly Eaton)

Brand: INVUE

Report Number: P160063

Luminaire Tested: **ENT-F02-LED-E1-BL3-7030-ULG**

Issue Date: 03/03/2020

**Test Information**

Test Method: LM-79-08  
Report Number: P160063  
REPORT IS FROM IESNA LM-79-08 TEST DATA - UPLIGHT (P20107) AND DOWNLIGHT  
Test Lab: INNOVATION CENTER-P3  
Issue Date: 03/03/2020  
Manufacturer: COOPER LIGHTING SOLUTIONS (FORMERLY EATON)  
Product Line: INVUE  
Catalog Number: ENT-F02-LED-E1-BL3-7030-ULG  
Description: ENTRI LED LUMINAIRE WITH UPLIGHT  
(2) LIGHTBARS WITH AccuLED OPTICS - TYPE 3 W/ SPILL LIGHT CONTROL  
Light Source: (14) 3000K CCT, 70 CRI LEDs  
Ballast/Driver: -

**Summary**

Lumens per Lamp: N/A  
Luminaire Lumens: 4390.7 lumens  
Efficiency: N/A  
Efficacy: 76.6 lumens/watt  
Luminous Opening: Rectangular (W 0.33' x L: 1' x H: 0')  
IES Classification: Type III - Short - Semi-Cutoff  
BUG Rating: B1 - U3 - G1

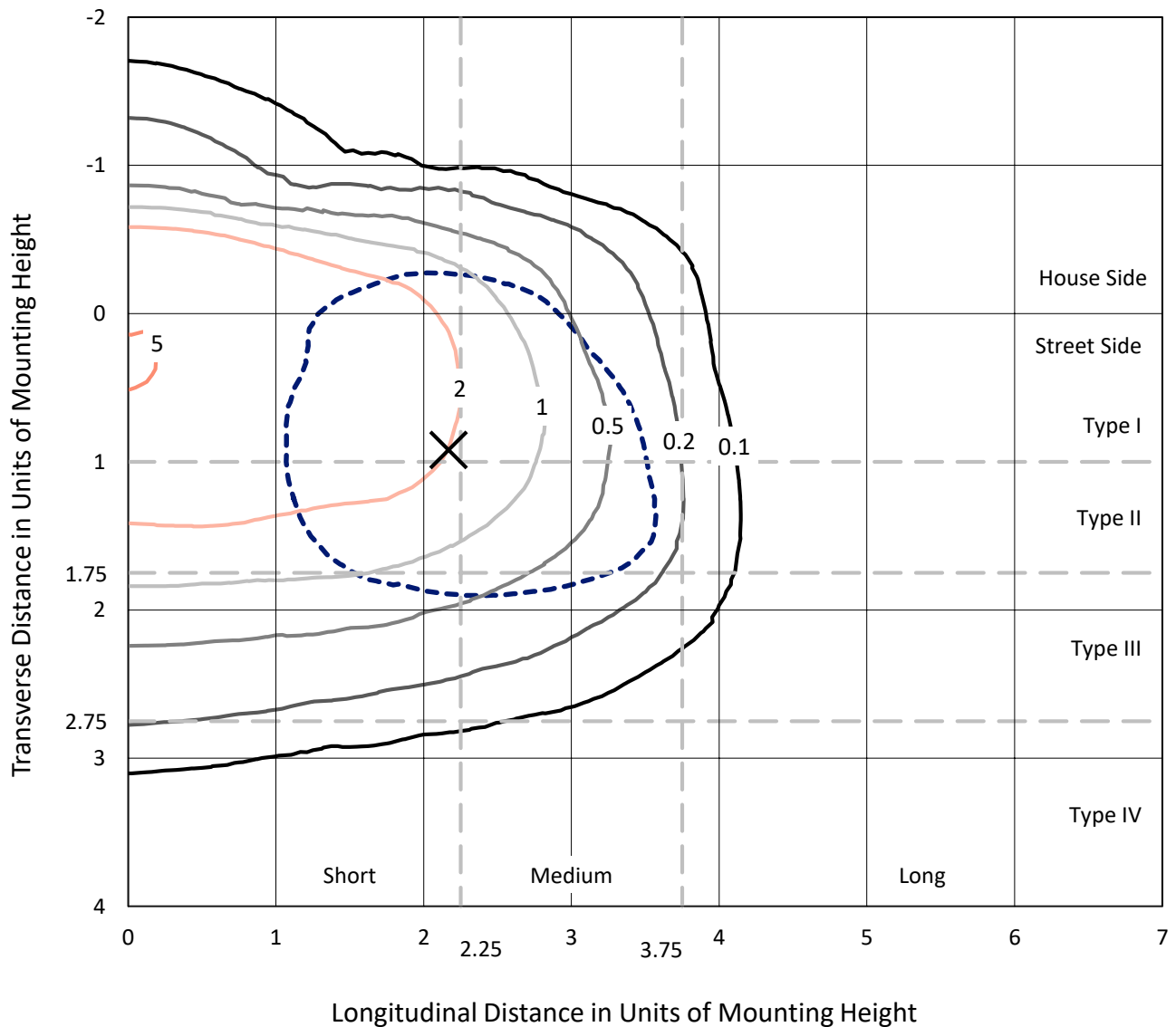
Input Watts (W): 57.3  
Input Voltage (V): NR  
Input Current (Ain): NR  
Voltage Rise (V): NR  
Power Factor: NR  
Total Harmonic Distortion (THDi): NR  
Frequency (hertz): 60  
Stabilization Time: NR  
Operation Time: NR  
Ambient Temperature (°C): NR  
Test Distance: 25 FT



REPORT NUMBER: P160063  
 CATALOG NUMBER: ENT-F02-LED-E1-BL3-7030-ULG

### Iso-Footcandle Lines of Horizontal Illumination

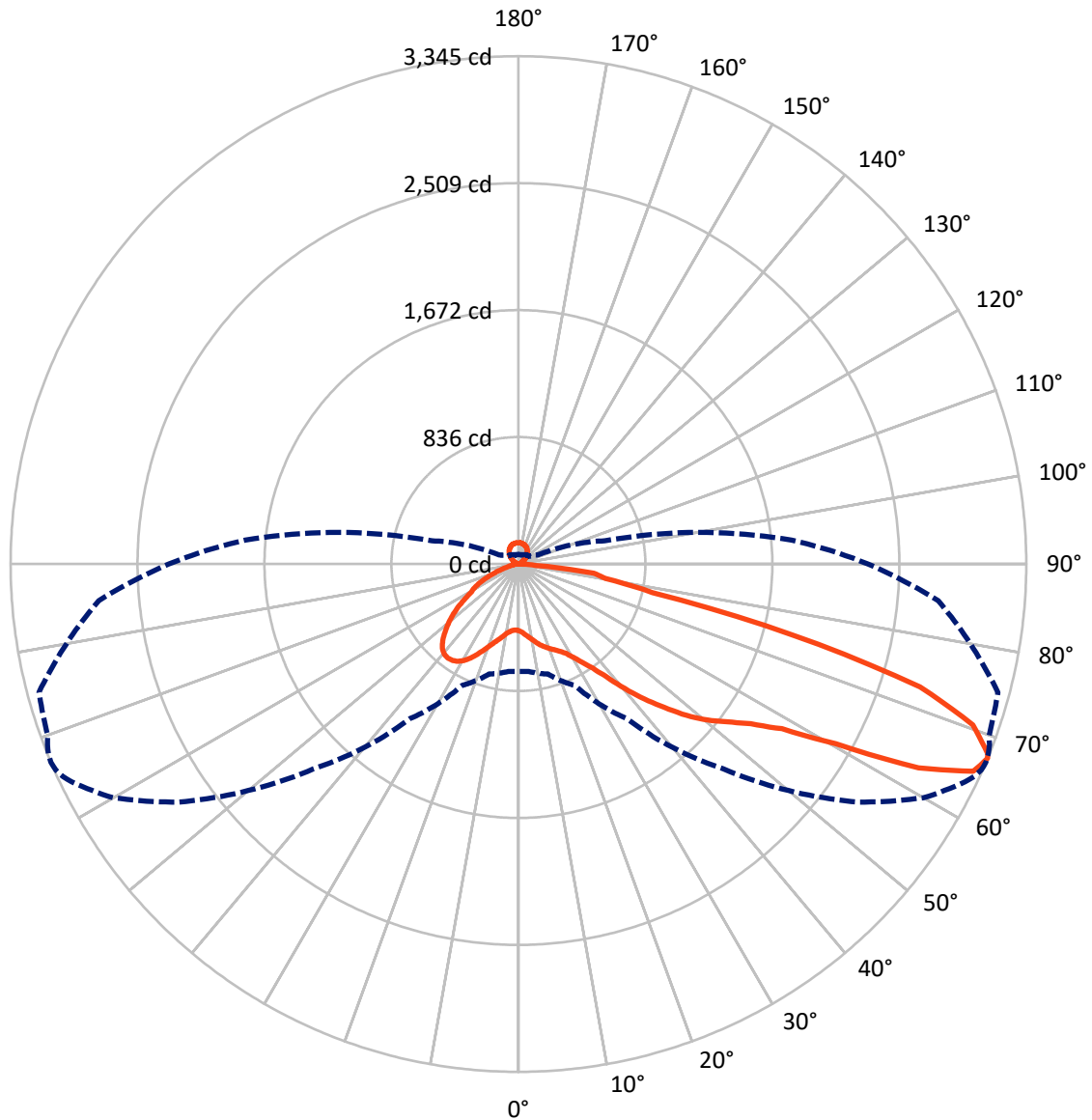
✕ Max cd  
 - - - 1/2 Max cd



Based on 10 foot mounting height. Maximum calculated value = 5.6 fc  
 Type III - Short - Semi-Cutoff

REPORT NUMBER: P160063  
CATALOG NUMBER: ENT-F02-LED-E1-BL3-7030-ULG

### Luminous Intensity Polar Plot



— Vertical Plane Through 67-Deg Lateral    - - - Horizontal Cone Through 67-Deg Vertical

REPORT NUMBER: P160063

CATALOG NUMBER: ENT-F02-LED-E1-BL3-7030-ULG

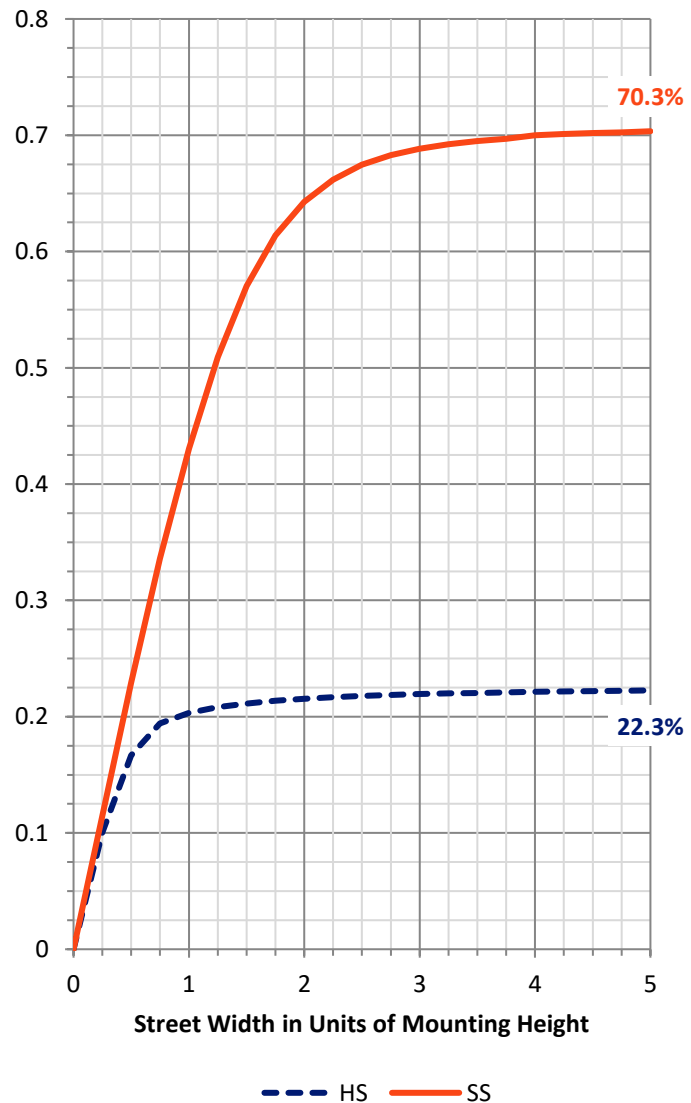
**FLUX DISTRIBUTION:**

		Downward	Upward	Total
<b>House Side</b>	Lumens	989.5	157.7	1147.2
	% Fixture	22.5	3.6	26.1
<b>Street Side</b>	Lumens	3085.7	157.7	3243.5
	% Fixture	70.3	3.6	73.9
<b>Total</b>	Lumens	4075.2	315.5	4390.7
	% Fixture	92.8	7.2	100.0

**Coefficient of Utilization**

**ZONAL LUMENS:**

Zone	Lumens	% Fixture
0°-10°	44.2	1.0
10°-20°	153.0	3.5
20°-30°	277.3	6.3
30°-40°	405.4	9.2
40°-50°	614.2	14.0
50°-60°	880.8	20.1
60°-70°	1125.6	25.6
70°-80°	525.5	12.0
80°-90°	49.2	1.1
90°-100°	1.3	0.0
100°-110°	12.3	0.3
110°-120°	25.2	0.6
120°-130°	43.0	1.0
130°-140°	60.0	1.4
140°-150°	65.4	1.5
150°-160°	56.9	1.3
160°-170°	38.2	0.9
170°-180°	13.3	0.3
0°-90°	4075.2	92.8
0°-180°	4390.7	100.0



REPORT NUMBER: P160063

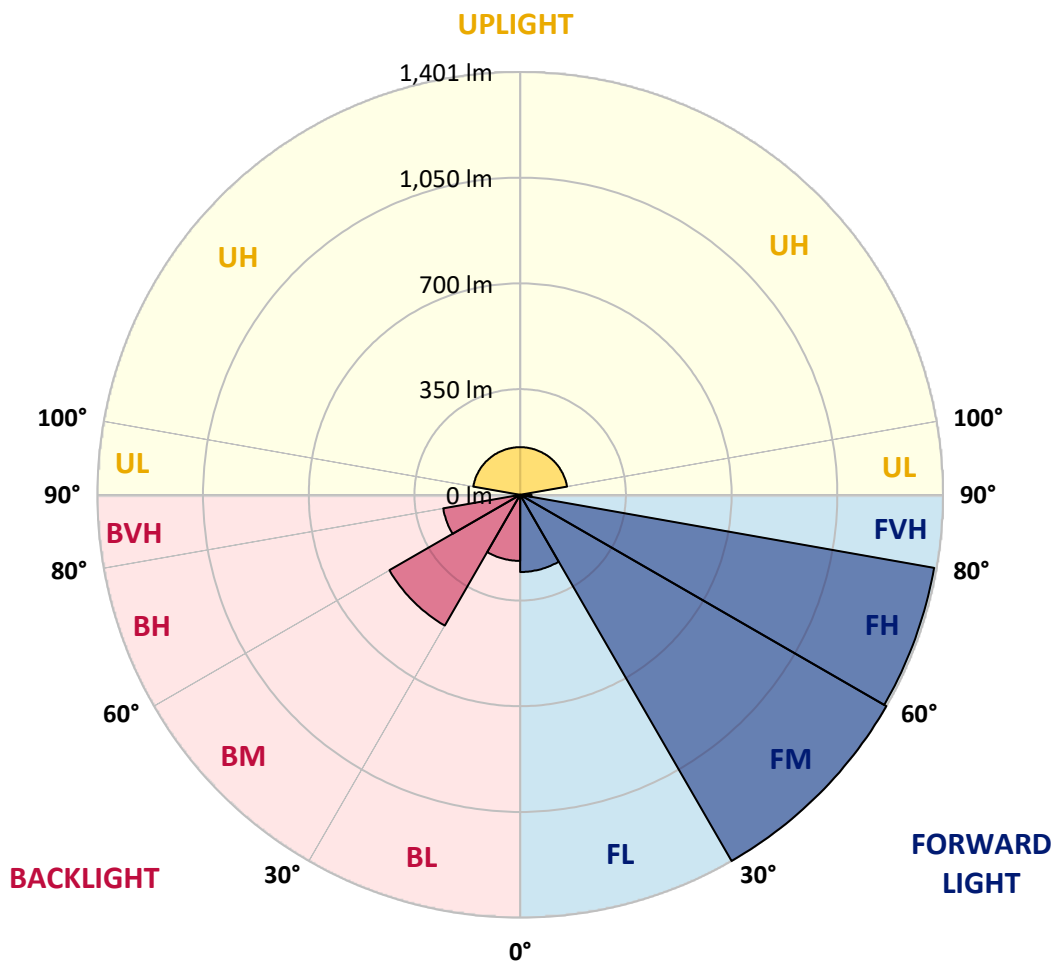
CATALOG NUMBER: ENT-F02-LED-E1-BL3-7030-ULG

**LUMINAIRE CLASSIFICATION SYSTEM LUMEN TABLE AND BUG RATING:**

Zone		Lumens	% Fixture	Zone Rating/Lumen Limit		
				B	U	G
FL	(0°-30°)	255.6	5.8			
FM	(30°-60°)	1400.5	31.9			
FH	(60°-80°)	1392.2	31.7			G1/1800
FVH	(80°-90°)	37.4	0.9			G1/100
BL	(0°-30°)	218.9	5.0	B1/500		
BM	(30°-60°)	499.8	11.4	B1/1000		
BH	(60°-80°)	258.8	5.9	B1/500		G1/500
BVH	(80°-90°)	11.9	0.3			G1/100
UL	(90°-100°)	1.3	0.0		U1/10	
UH	(100°-180°)	157.7	3.6		U3/500	

**BUG Rating: B1-U3-G1**

Type III Short





REPORT NUMBER: P160063

CATALOG NUMBER: ENT-F02-LED-E1-BL3-7030-ULG

**CANDELA DISTRIBUTION (FULL):**

	0°	5°	15°	25°	35°	45°	55°	60°	61°	62°	64°
0°	438.8	438.8	438.8	438.8	438.8	438.8	438.8	438.8	438.8	438.8	438.8
2.5°	456.2	456.2	456.9	456.9	456.2	456.2	451.6	451.6	451.6	450.9	450.9
5°	481.0	481.8	481.8	481.0	479.5	476.5	470.5	470.5	470.5	469.7	468.2
7.5°	509.7	508.9	509.7	507.4	504.4	500.7	492.4	491.6	490.1	490.1	488.6
10°	541.4	539.1	541.4	538.4	532.3	525.5	515.7	512.7	512.7	512.7	509.7
12.5°	573.8	573.0	574.5	569.3	558.7	551.2	541.4	537.6	536.8	536.8	535.3
15°	609.2	608.5	603.9	595.7	582.1	575.3	564.0	559.5	558.7	558.7	556.4
17.5°	646.2	646.2	634.9	617.5	598.7	588.9	580.6	577.6	576.8	576.8	576.1
20°	677.8	677.8	662.8	634.1	607.0	596.4	593.4	593.4	593.4	593.4	594.1
22.5°	701.2	699.0	678.6	643.2	610.0	600.9	608.5	609.2	609.2	610.7	611.5
25°	711.8	711.0	686.9	644.7	609.2	607.7	624.3	626.6	628.1	629.6	631.8
27.5°	712.5	712.5	688.4	643.9	608.5	619.8	643.9	650.7	652.2	655.2	659.0
30°	705.0	705.7	685.4	643.2	613.8	642.4	674.8	687.6	690.7	695.2	701.2
32.5°	695.9	697.4	685.4	650.7	637.1	681.6	724.6	742.7	745.7	751.7	757.8
35°	697.4	699.7	702.0	680.9	689.2	748.7	810.5	821.1	820.3	830.1	833.2
37.5°	707.2	712.5	729.1	732.9	764.5	847.5	912.3	935.0	935.0	944.0	941.0
40°	708.8	717.0	758.5	802.2	864.8	966.6	1055.6	1082.0	1082.0	1085.8	1084.2
42.5°	744.2	751.7	811.3	889.0	977.9	1097.8	1195.8	1219.2	1224.5	1220.7	1223.7
45°	808.3	813.6	886.7	984.7	1087.3	1223.7	1333.1	1355.7	1361.0	1357.2	1352.7
47.5°	889.7	897.3	974.9	1091.0	1196.6	1339.8	1473.3	1499.7	1505.0	1498.9	1501.2
50°	957.6	971.9	1054.8	1192.1	1302.1	1439.4	1581.9	1618.1	1622.6	1622.6	1624.1
52.5°	1019.4	1032.2	1112.1	1265.2	1387.3	1529.1	1662.6	1709.3	1714.6	1718.4	1721.4
55°	1045.0	1057.9	1137.8	1296.9	1439.4	1612.8	1756.1	1818.6	1821.6	1831.5	1844.3
57.5°	1045.8	1056.3	1134.8	1296.1	1466.5	1688.2	1883.5	1980.7	1992.8	2005.6	2027.5
60°	974.9	987.7	1066.1	1258.4	1489.1	1772.6	2076.5	2255.2	2272.5	2309.5	2357.7
62.5°	867.8	876.9	944.8	1134.0	1489.1	1889.5	2387.1	2682.7	2740.8	2801.1	2890.1
65°	768.3	775.1	818.1	981.7	1383.6	1984.5	2712.1	3052.2	3114.7	3160.0	3235.4
67°	706.5	709.5	750.2	883.7	1241.8	1908.4	2734.0	3077.8	3131.3	3178.1	3273.1
67.5°	685.4	687.6	726.1	858.8	1198.1	1862.4	2700.8	3056.7	3114.7	3162.2	3258.8
70°	527.0	520.3	553.4	675.6	968.1	1486.1	2371.3	2781.5	2847.8	2911.2	3028.0
72.5°	314.4	304.6	325.7	392.1	627.3	1044.3	1798.3	2282.3	2366.8	2446.0	2599.0
75°	189.3	190.0	205.8	251.8	342.3	656.7	1161.9	1485.4	1564.5	1639.2	1759.8
77.5°	94.2	93.5	107.8	146.3	249.6	407.9	674.8	856.5	882.9	918.4	904.0
80°	30.2	29.4	31.7	40.0	89.7	273.7	424.5	537.6	549.7	556.4	564.7
82.5°	4.5	5.3	6.0	9.8	16.6	65.6	263.9	374.0	390.6	410.2	447.9
85°	0.0	0.0	0.8	0.8	2.3	5.3	24.9	64.1	67.1	81.4	95.8
87.5°	0.0	0.0	0.0	0.8	1.5	2.3	3.8	3.8	3.8	3.8	3.8
90°	0.1	0.1	0.1	0.1	0.1	0.1	0.1	0.1	0.1	0.1	0.1
92.5°	0.1	0.1	0.1	0.1	0.1	0.1	0.1	0.1	0.1	0.1	0.1
95°	0.5	0.5	0.5	0.5	0.5	0.5	0.5	0.5	0.5	0.5	0.5
97.5°	1.5	1.5	1.5	1.5	1.5	1.5	1.5	1.5	1.5	1.5	1.5
100°	5.0	5.0	5.0	5.0	5.0	5.0	5.0	5.0	5.0	5.0	5.0
102.5°	8.8	8.8	8.8	8.8	8.8	8.8	8.8	8.8	8.8	8.8	8.8
105°	11.8	11.8	11.8	11.8	11.8	11.8	11.8	11.8	11.8	11.8	11.8
107.5°	14.7	14.7	14.7	14.7	14.7	14.7	14.7	14.7	14.7	14.7	14.7



REPORT NUMBER: P160063

CATALOG NUMBER: ENT-F02-LED-E1-BL3-7030-ULG

**CANDELA DISTRIBUTION (continued):**

	0°	5°	15°	25°	35°	45°	55°	60°	61°	62°	64°
110°	17.8	17.8	17.8	17.8	17.8	17.8	17.8	17.8	17.8	17.8	17.8
112.5°	21.2	21.2	21.2	21.2	21.2	21.2	21.2	21.2	21.2	21.2	21.2
115°	25.0	25.0	25.0	25.0	25.0	25.0	25.0	25.0	25.0	25.0	25.0
117.5°	29.5	29.5	29.5	29.5	29.5	29.5	29.5	29.5	29.5	29.5	29.5
120°	34.8	34.8	34.8	34.8	34.8	34.8	34.8	34.8	34.8	34.8	34.8
122.5°	40.9	40.9	40.9	40.9	40.9	40.9	40.9	40.9	40.9	40.9	40.9
125°	47.8	47.8	47.8	47.8	47.8	47.8	47.8	47.8	47.8	47.8	47.8
127.5°	55.3	55.3	55.3	55.3	55.3	55.3	55.3	55.3	55.3	55.3	55.3
130°	63.0	63.0	63.0	63.0	63.0	63.0	63.0	63.0	63.0	63.0	63.0
132.5°	70.5	70.5	70.5	70.5	70.5	70.5	70.5	70.5	70.5	70.5	70.5
135°	77.9	77.9	77.9	77.9	77.9	77.9	77.9	77.9	77.9	77.9	77.9
137.5°	85.3	85.3	85.3	85.3	85.3	85.3	85.3	85.3	85.3	85.3	85.3
140°	92.5	92.5	92.5	92.5	92.5	92.5	92.5	92.5	92.5	92.5	92.5
142.5°	99.2	99.2	99.2	99.2	99.2	99.2	99.2	99.2	99.2	99.2	99.2
145°	104.9	104.9	104.9	104.9	104.9	104.9	104.9	104.9	104.9	104.9	104.9
147.5°	110.1	110.1	110.1	110.1	110.1	110.1	110.1	110.1	110.1	110.1	110.1
150°	115.1	115.1	115.1	115.1	115.1	115.1	115.1	115.1	115.1	115.1	115.1
152.5°	119.7	119.7	119.7	119.7	119.7	119.7	119.7	119.7	119.7	119.7	119.7
155°	123.7	123.7	123.7	123.7	123.7	123.7	123.7	123.7	123.7	123.7	123.7
157.5°	127.0	127.0	127.0	127.0	127.0	127.0	127.0	127.0	127.0	127.0	127.0
160°	130.3	130.3	130.3	130.3	130.3	130.3	130.3	130.3	130.3	130.3	130.3
162.5°	133.5	133.5	133.5	133.5	133.5	133.5	133.5	133.5	133.5	133.5	133.5
165°	136.0	136.0	136.0	136.0	136.0	136.0	136.0	136.0	136.0	136.0	136.0
167.5°	137.1	137.1	137.1	137.1	137.1	137.1	137.1	137.1	137.1	137.1	137.1
170°	137.4	137.4	137.4	137.4	137.4	137.4	137.4	137.4	137.4	137.4	137.4
172.5°	138.6	138.6	138.6	138.6	138.6	138.6	138.6	138.6	138.6	138.6	138.6
175°	140.5	140.5	140.5	140.5	140.5	140.5	140.5	140.5	140.5	140.5	140.5
177.5°	141.1	141.1	141.1	141.1	141.1	141.1	141.1	141.1	141.1	141.1	141.1
180°	140.8	140.8	140.8	140.8	140.8	140.8	140.8	140.8	140.8	140.8	140.8





REPORT NUMBER: P160063

CATALOG NUMBER: ENT-F02-LED-E1-BL3-7030-ULG

**CANDELA DISTRIBUTION (continued):**

	65°	66°	67°	68°	69°	70°	75°	85°	90°	95°	105°
0°	438.8	438.8	438.8	438.8	438.8	438.8	438.8	438.8	438.8	438.8	438.8
2.5°	450.1	450.1	449.4	448.6	448.6	448.6	447.1	446.4	441.8	440.3	437.3
5°	468.2	468.2	466.7	466.0	465.2	465.2	463.0	458.4	452.4	448.6	442.6
7.5°	487.8	487.1	485.6	485.6	482.6	482.6	479.5	471.2	465.2	459.9	452.4
10°	510.5	509.7	507.4	506.7	505.2	503.7	500.7	490.8	484.8	478.0	469.0
12.5°	535.3	533.8	532.3	531.6	530.1	528.5	525.5	516.5	510.5	503.7	493.1
15°	557.2	556.4	554.9	554.2	554.2	552.7	550.4	542.1	536.1	528.5	520.3
17.5°	576.8	576.1	575.3	575.3	574.5	574.5	573.8	566.2	562.5	556.4	548.2
20°	593.4	594.1	594.1	594.1	594.9	595.7	597.2	593.4	589.6	584.3	579.8
22.5°	611.5	612.2	614.5	614.5	616.0	616.8	622.0	621.3	619.8	616.0	612.2
25°	633.4	634.9	636.4	638.6	639.4	641.6	650.7	654.5	651.5	649.2	653.0
27.5°	662.0	665.0	666.5	669.5	671.1	674.1	687.6	695.9	693.7	694.4	702.7
30°	705.0	708.0	712.5	714.0	719.3	720.8	736.7	749.5	749.5	748.0	763.0
32.5°	762.3	764.5	769.8	773.6	776.6	779.6	794.7	808.3	809.8	814.3	820.3
35°	837.7	839.2	842.2	848.2	847.5	849.0	857.3	870.9	878.4	889.0	870.9
37.5°	937.2	942.5	941.0	941.7	935.7	939.5	942.5	956.8	972.7	983.2	913.1
40°	1079.0	1082.7	1079.0	1073.7	1069.2	1066.9	1062.4	1078.2	1091.8	1084.2	946.3
42.5°	1216.9	1218.5	1215.4	1206.4	1202.6	1195.1	1183.0	1202.6	1210.2	1174.7	963.6
45°	1353.4	1351.2	1345.9	1344.4	1336.8	1329.3	1322.5	1335.3	1332.3	1262.9	971.1
47.5°	1496.7	1494.4	1490.6	1484.6	1476.3	1474.8	1468.8	1467.3	1445.4	1338.3	967.4
50°	1621.8	1623.3	1615.1	1618.1	1614.3	1606.8	1601.5	1604.5	1552.5	1404.7	959.8
52.5°	1729.7	1729.7	1725.9	1729.7	1728.2	1724.4	1728.9	1777.9	1670.1	1498.2	948.5
55°	1854.8	1859.3	1856.3	1860.1	1862.4	1870.7	1889.5	2004.1	1845.8	1612.8	922.9
57.5°	2038.0	2049.4	2046.3	2061.4	2075.0	2096.9	2165.5	2286.1	2063.7	1738.7	872.4
60°	2366.8	2403.7	2402.2	2428.6	2455.8	2480.6	2600.5	2623.9	2310.2	1903.1	834.7
62.5°	2914.2	2944.3	2957.2	2985.8	3003.2	3007.7	3104.2	2933.0	2530.4	2052.4	813.6
65°	3268.6	3280.6	3291.9	3288.2	3277.6	3260.3	3266.3	2904.4	2457.3	1956.6	698.2
67°	3310.8	3335.7	3344.7	3338.7	3322.8	3298.7	3269.3	2774.7	2301.9	1807.3	590.4
67.5°	3298.7	3324.4	3332.7	3327.4	3313.8	3295.7	3261.0	2725.7	2249.2	1759.1	562.5
70°	3104.9	3141.9	3175.8	3187.1	3187.9	3184.9	3150.2	2379.6	1914.4	1477.1	426.8
72.5°	2647.3	2694.8	2765.6	2743.0	2779.2	2755.8	2676.7	1626.4	1311.9	1055.6	299.3
75°	1786.2	1807.3	1864.6	1799.0	1805.1	1763.6	1456.0	944.8	813.6	686.9	180.2
77.5°	898.8	912.3	903.3	864.1	849.0	815.1	630.3	205.1	205.1	244.3	94.2
80°	570.0	575.3	581.3	590.4	601.7	603.2	437.3	60.3	54.3	56.5	51.3
82.5°	467.5	481.8	500.7	504.4	508.9	512.7	301.6	33.2	27.1	30.2	36.2
85°	108.6	117.6	112.3	99.5	106.3	82.2	42.2	13.6	12.1	15.1	24.9
87.5°	3.8	3.8	3.8	3.8	3.8	3.8	3.8	3.8	3.0	5.3	12.8
90°	0.1	0.1	0.1	0.1	0.1	0.1	0.1	0.1	0.1	0.1	0.1
92.5°	0.1	0.1	0.1	0.1	0.1	0.1	0.1	0.1	0.1	0.1	0.1
95°	0.5	0.5	0.5	0.5	0.5	0.5	0.5	0.5	0.5	0.5	0.5
97.5°	1.5	1.5	1.5	1.5	1.5	1.5	1.5	1.5	1.5	1.5	1.5
100°	5.0	5.0	5.0	5.0	5.0	5.0	5.0	5.0	5.0	5.0	5.0
102.5°	8.8	8.8	8.8	8.8	8.8	8.8	8.8	8.8	8.8	8.8	8.8
105°	11.8	11.8	11.8	11.8	11.8	11.8	11.8	11.8	11.8	11.8	11.8
107.5°	14.7	14.7	14.7	14.7	14.7	14.7	14.7	14.7	14.7	14.7	14.7



REPORT NUMBER: P160063

CATALOG NUMBER: ENT-F02-LED-E1-BL3-7030-ULG

**CANDELA DISTRIBUTION (continued):**

	65°	66°	67°	68°	69°	70°	75°	85°	90°	95°	105°
110°	17.8	17.8	17.8	17.8	17.8	17.8	17.8	17.8	17.8	17.8	17.8
112.5°	21.2	21.2	21.2	21.2	21.2	21.2	21.2	21.2	21.2	21.2	21.2
115°	25.0	25.0	25.0	25.0	25.0	25.0	25.0	25.0	25.0	25.0	25.0
117.5°	29.5	29.5	29.5	29.5	29.5	29.5	29.5	29.5	29.5	29.5	29.5
120°	34.8	34.8	34.8	34.8	34.8	34.8	34.8	34.8	34.8	34.8	34.8
122.5°	40.9	40.9	40.9	40.9	40.9	40.9	40.9	40.9	40.9	40.9	40.9
125°	47.8	47.8	47.8	47.8	47.8	47.8	47.8	47.8	47.8	47.8	47.8
127.5°	55.3	55.3	55.3	55.3	55.3	55.3	55.3	55.3	55.3	55.3	55.3
130°	63.0	63.0	63.0	63.0	63.0	63.0	63.0	63.0	63.0	63.0	63.0
132.5°	70.5	70.5	70.5	70.5	70.5	70.5	70.5	70.5	70.5	70.5	70.5
135°	77.9	77.9	77.9	77.9	77.9	77.9	77.9	77.9	77.9	77.9	77.9
137.5°	85.3	85.3	85.3	85.3	85.3	85.3	85.3	85.3	85.3	85.3	85.3
140°	92.5	92.5	92.5	92.5	92.5	92.5	92.5	92.5	92.5	92.5	92.5
142.5°	99.2	99.2	99.2	99.2	99.2	99.2	99.2	99.2	99.2	99.2	99.2
145°	104.9	104.9	104.9	104.9	104.9	104.9	104.9	104.9	104.9	104.9	104.9
147.5°	110.1	110.1	110.1	110.1	110.1	110.1	110.1	110.1	110.1	110.1	110.1
150°	115.1	115.1	115.1	115.1	115.1	115.1	115.1	115.1	115.1	115.1	115.1
152.5°	119.7	119.7	119.7	119.7	119.7	119.7	119.7	119.7	119.7	119.7	119.7
155°	123.7	123.7	123.7	123.7	123.7	123.7	123.7	123.7	123.7	123.7	123.7
157.5°	127.0	127.0	127.0	127.0	127.0	127.0	127.0	127.0	127.0	127.0	127.0
160°	130.3	130.3	130.3	130.3	130.3	130.3	130.3	130.3	130.3	130.3	130.3
162.5°	133.5	133.5	133.5	133.5	133.5	133.5	133.5	133.5	133.5	133.5	133.5
165°	136.0	136.0	136.0	136.0	136.0	136.0	136.0	136.0	136.0	136.0	136.0
167.5°	137.1	137.1	137.1	137.1	137.1	137.1	137.1	137.1	137.1	137.1	137.1
170°	137.4	137.4	137.4	137.4	137.4	137.4	137.4	137.4	137.4	137.4	137.4
172.5°	138.6	138.6	138.6	138.6	138.6	138.6	138.6	138.6	138.6	138.6	138.6
175°	140.5	140.5	140.5	140.5	140.5	140.5	140.5	140.5	140.5	140.5	140.5
177.5°	141.1	141.1	141.1	141.1	141.1	141.1	141.1	141.1	141.1	141.1	141.1
180°	140.8	140.8	140.8	140.8	140.8	140.8	140.8	140.8	140.8	140.8	140.8

REPORT NUMBER: P160063

CATALOG NUMBER: ENT-F02-LED-E1-BL3-7030-ULG

**CANDELA DISTRIBUTION (continued):**

	115°	125°	135°	145°	155°	165°	175°	180°
0°	438.8	438.8	438.8	438.8	438.8	438.8	438.8	438.8
2.5°	434.3	432.0	429.0	428.3	427.5	426.0	425.3	424.5
5°	436.6	432.0	427.5	424.5	423.0	421.5	420.0	420.0
7.5°	445.6	440.3	433.5	430.5	427.5	425.3	423.7	423.7
10°	460.7	454.7	446.4	442.6	438.8	436.6	435.1	433.5
12.5°	483.3	475.8	466.0	459.9	456.2	455.4	453.9	453.2
15°	511.2	502.9	492.4	486.3	480.3	478.8	477.3	476.5
17.5°	539.1	532.3	524.0	513.5	501.4	491.6	487.1	486.3
20°	570.8	567.8	554.9	531.6	505.2	484.8	476.5	476.5
22.5°	610.7	602.4	571.5	530.1	490.8	462.2	450.9	450.9
25°	654.5	626.6	569.3	513.5	465.2	429.8	414.7	414.7
27.5°	692.9	633.4	555.7	485.6	426.8	388.3	371.0	370.2
30°	723.1	629.6	531.6	446.4	381.5	337.8	318.2	318.2
32.5°	739.7	616.8	498.4	400.4	326.5	276.7	252.6	253.3
35°	744.2	594.9	454.7	339.3	260.1	211.1	189.3	189.3
37.5°	739.7	560.2	400.4	272.2	194.5	159.8	143.3	141.8
40°	724.6	508.2	328.0	199.1	144.8	124.4	117.6	116.1
42.5°	694.4	445.6	246.6	142.5	116.1	107.8	106.3	105.6
45°	646.9	361.2	171.2	111.6	104.1	101.8	101.8	101.0
47.5°	587.4	276.0	122.1	98.8	98.0	98.0	98.0	98.0
50°	521.0	195.3	99.5	93.5	92.7	94.2	95.0	95.0
52.5°	452.4	136.5	91.2	89.7	88.2	90.5	91.2	91.2
55°	377.8	107.1	87.5	86.0	83.7	84.4	86.0	86.0
57.5°	300.8	95.0	86.0	83.7	79.2	79.2	80.7	80.7
60°	239.0	91.2	85.2	79.9	73.9	73.9	75.4	76.2
62.5°	199.8	90.5	85.2	76.2	71.6	69.4	70.9	70.9
65°	166.6	90.5	82.9	76.2	67.9	64.8	66.4	66.4
67°	139.5	89.0	81.4	76.2	66.4	62.6	62.6	62.6
67.5°	131.9	88.2	82.2	76.2	65.6	61.8	61.1	61.1
70°	98.8	79.9	82.2	76.9	64.1	56.5	55.0	55.0
72.5°	76.9	73.1	79.9	79.2	62.6	52.0	49.0	48.3
75°	62.6	66.4	80.7	76.9	58.8	47.5	43.0	42.2
77.5°	53.5	56.5	67.9	61.8	49.0	42.2	37.7	36.9
80°	42.2	48.3	48.3	42.2	36.2	33.9	31.7	31.7
82.5°	33.9	36.9	31.7	28.7	27.1	26.4	24.9	24.9
85°	27.9	30.2	23.4	21.1	20.4	19.6	18.1	18.1
87.5°	21.9	18.8	12.1	11.3	11.3	10.6	10.6	11.3
90°	0.1	0.1	0.1	0.1	0.1	0.1	0.1	0.1
92.5°	0.1	0.1	0.1	0.1	0.1	0.1	0.1	0.1
95°	0.5	0.5	0.5	0.5	0.5	0.5	0.5	0.5
97.5°	1.5	1.5	1.5	1.5	1.5	1.5	1.5	1.5
100°	5.0	5.0	5.0	5.0	5.0	5.0	5.0	5.0
102.5°	8.8	8.8	8.8	8.8	8.8	8.8	8.8	8.8
105°	11.8	11.8	11.8	11.8	11.8	11.8	11.8	11.8
107.5°	14.7	14.7	14.7	14.7	14.7	14.7	14.7	14.7



REPORT NUMBER: P160063

CATALOG NUMBER: ENT-F02-LED-E1-BL3-7030-ULG

**CANDELA DISTRIBUTION (continued):**

	115°	125°	135°	145°	155°	165°	175°	180°
110°	17.8	17.8	17.8	17.8	17.8	17.8	17.8	17.8
112.5°	21.2	21.2	21.2	21.2	21.2	21.2	21.2	21.2
115°	25.0	25.0	25.0	25.0	25.0	25.0	25.0	25.0
117.5°	29.5	29.5	29.5	29.5	29.5	29.5	29.5	29.5
120°	34.8	34.8	34.8	34.8	34.8	34.8	34.8	34.8
122.5°	40.9	40.9	40.9	40.9	40.9	40.9	40.9	40.9
125°	47.8	47.8	47.8	47.8	47.8	47.8	47.8	47.8
127.5°	55.3	55.3	55.3	55.3	55.3	55.3	55.3	55.3
130°	63.0	63.0	63.0	63.0	63.0	63.0	63.0	63.0
132.5°	70.5	70.5	70.5	70.5	70.5	70.5	70.5	70.5
135°	77.9	77.9	77.9	77.9	77.9	77.9	77.9	77.9
137.5°	85.3	85.3	85.3	85.3	85.3	85.3	85.3	85.3
140°	92.5	92.5	92.5	92.5	92.5	92.5	92.5	92.5
142.5°	99.2	99.2	99.2	99.2	99.2	99.2	99.2	99.2
145°	104.9	104.9	104.9	104.9	104.9	104.9	104.9	104.9
147.5°	110.1	110.1	110.1	110.1	110.1	110.1	110.1	110.1
150°	115.1	115.1	115.1	115.1	115.1	115.1	115.1	115.1
152.5°	119.7	119.7	119.7	119.7	119.7	119.7	119.7	119.7
155°	123.7	123.7	123.7	123.7	123.7	123.7	123.7	123.7
157.5°	127.0	127.0	127.0	127.0	127.0	127.0	127.0	127.0
160°	130.3	130.3	130.3	130.3	130.3	130.3	130.3	130.3
162.5°	133.5	133.5	133.5	133.5	133.5	133.5	133.5	133.5
165°	136.0	136.0	136.0	136.0	136.0	136.0	136.0	136.0
167.5°	137.1	137.1	137.1	137.1	137.1	137.1	137.1	137.1
170°	137.4	137.4	137.4	137.4	137.4	137.4	137.4	137.4
172.5°	138.6	138.6	138.6	138.6	138.6	138.6	138.6	138.6
175°	140.5	140.5	140.5	140.5	140.5	140.5	140.5	140.5
177.5°	141.1	141.1	141.1	141.1	141.1	141.1	141.1	141.1
180°	140.8	140.8	140.8	140.8	140.8	140.8	140.8	140.8

(END OF REPORT)